

QUICK-TRIP®

ARC FLASH REDUCTION SYSTEM FOR AC-PRO-II® TRIP UNITS


Can dramatically reduce arc flash potential for times when work must be performed on energized equipment.

Arc Flash Reduction Isn't Always Easy

Until now, options for reducing arc flash hazard during normal maintenance in low voltage substations have been limited. A few of those include:

- ❑ De-energizing the substation during maintenance. (Not always a feasible option)
- ❑ Lower the available fault current for the substation. (May not be an option at all)
- ❑ Shorten the trip time of the upstream breaker during maintenance periods. Now made fast and easy with QUICK-TRIP®.

The National Electrical Code now requires Arc Flash Reduction in circuits 1200A and larger, where normal instantaneous protection is not present or able to operate at the estimated arcing current. Incorporating the QUICK-TRIP® system makes it possible to meet this requirement.



QT-DISPLAY-IM™ QT-DISPLAY® QT-Switch




QT2-Switch® AC-PRO-II®

AC-PRO-II OPTION 1: QT-DISPLAY, QT-Switch, and QT-DISPLAY-IM

QT-DISPLAY and QT-Switch Features:



- ❑ View trip unit info without opening the cubicle door.
- ❑ Lockable QT-Switch for Arc Flash Reduction.
- ❑ QUICK-TRIP ON LED, Self-Test LED, Pickup LED, 1x16 Character LCD, Review Button.



Mini-USB port pigtail

QT-DISPLAY and QT-Switch


Mount to front of cubicle door



QT-DISPLAY-IM
Mounts to back of cubicle door

Control Power Required

AC-PRO-II
On Breaker




QT-DISPLAY-IM Features:

- ❑ Allows the QT-DISPLAY and QT-Switch to be used with either AC-PRO-II or AC-PRO.
- ❑ Allows QT-DISPLAY to display Currents*, Voltages*, Power*, Energy*, Settings, and Last Trip Data from AC-PRO-II. *VDM required for voltage, power and energy data.
- ❑ Includes USB extension port for AC-PRO-II (For InfoPro-AC software and SAFE-T-TRIP).
- ❑ Requires control power. Versatile design accepts 120VAC, 125VDC, or 24VDC.
- ❑ Ideal for:
 - Cubicles where QT-DISPLAY is already installed.
 - Cubicles where breakers with either AC-PRO-II or AC-PRO could be racked in.
- ❑ Provides Control Power for MODBUS communications (when VDM unit is not provided)
- ❑ Compatible with existing products.

AC-PRO-II OPTION 2: QT2-Switch

AC-PRO-II
On Breaker



QT2-Switch on front of cubicle door

QT2-Switch Features:

- ❑ Integral QUICK-TRIP Switch (lockable) and QUICK-TRIP LED
- ❑ Terminals for Remote QUICK-TRIP Switch wiring and remote QUICK-TRIP indication wiring
- ❑ "Push-to-Verify" Button (for verification of QUICK-TRIP status on battery power)

System Operation and Settings

The QUICK-TRIP® system is activated by a padlockable switch. When enabled, two additional settings are activated in the AC-PRO-II® trip unit to provide enhanced protection:

- QT-Instantaneous
- QT-Ground Fault

These two individually programmable settings are designed to provide faster clearing times in the event of a fault.

Since arc flash potential is directly related to breaker clearing time, the addition of the QUICK-TRIP® allows a reduced fault-clearing time without opening the cubicle door to reprogram the trip unit.

Reduced breaker clearing time can mean significantly reduced arc flash potentials on downstream electrical equipment.

QT-Instantaneous: ranges from 150% to 1200% of the long-time PICK-UP setting and is adjustable in 100 amp steps.

QT-Ground Fault: ranges from a minimum of 20% to 200% of the CT rating with a maximum of 1200 amps and is adjustable in 10 amp steps. This setting is also selectable OFF.

This function adds ground fault protection to the breaker. Although this function may not be desirable during normal operating conditions, it can provide a critical layer of protection during maintenance periods due to many phase-to-phase faults often starting as phase-to-ground faults.

Incident Energy of an Arc Flash (cal/cm²)

The intensity of an arc is based on the following data:

- F = Amount of available fault current in kA (for the range of 15 to 50 kA)
- D = Distance from the electrode in inches (for distances 18 in and greater)
- t = Arc duration in seconds

NFPA-70E provides an equation as one method of determining the amount of incident energy (heat) a person would receive if an arc flash were to occur in a cubic box, such as a circuit breaker cubicle:

$$E_i = 1038.7 \times D^{-1.4738} \times t \times (.0093 \times F^2 - .3453 \times F + 5.9675)$$

- E_i = Incident Energy Level (cal/cm²) in a box not larger than 20 inches (much like a circuit breaker cubicle)


The Incident Energy Level determines the hazard risk category shown in the table to the right which further determines the PPE requirements for personnel working on the affected electrical equipment.

| INCIDENT ENERGY LEVEL (E _i) | HAZARD RISK CATEGORY |
|---|----------------------|
| 0 to <4 cal/cm ² | 1 |
| 4 to <8 cal/cm ² | 2 |
| 8 to <25 cal/cm ² | 3 |
| 25 to <40 cal/cm ² | 4 |
| >40 cal/cm ² | Dangerous |

Practical Example

A technician needs to rack out a feeder breaker for maintenance. He or she is the minimum 18" away from any potential arc flash source in the cubicle. As the breaker is being racked out, a 12,000 amp arcing fault occurs inside the cubicle. The 2000A main breaker sees the fault and trips, clearing the fault in the feeder breaker cubicle. The two graphs illustrate the dramatic impact that the arc-clearing time has on the incident energy levels. Given that **F = 12kA** and **D = 18 in**.

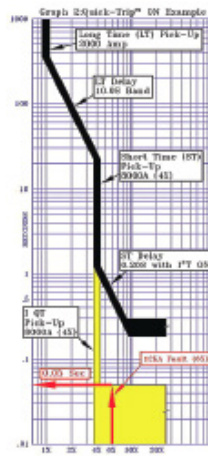
QUICK-TRIP Off



Graph 1: QUICK-TRIP® is OFF & shows the trip time characteristics of the main breaker

- The AC-PRO® will cause the main breaker to clear the 12kA fault in .556 seconds (based on a short-time delay of .2 seconds with I²T ON). The resulting arc duration will be t = .556
- The resulting incident energy is E_i = 25.8022
- The hazard risk category is a 4

QUICK-TRIP On



Graph 2: QUICK-TRIP® is ON & shows the trip time characteristics of the main breaker

- The AC-PRO® will now cause the main breaker to clear the 12kA fault in .05 seconds (based on the QT-Instantaneous PICK-UP setting of 8000 amps). The resulting arc duration will be t = .05
- The resulting incident energy is E_i = 2.3203
- The hazard risk category is a 1